

SISTEMA Windows

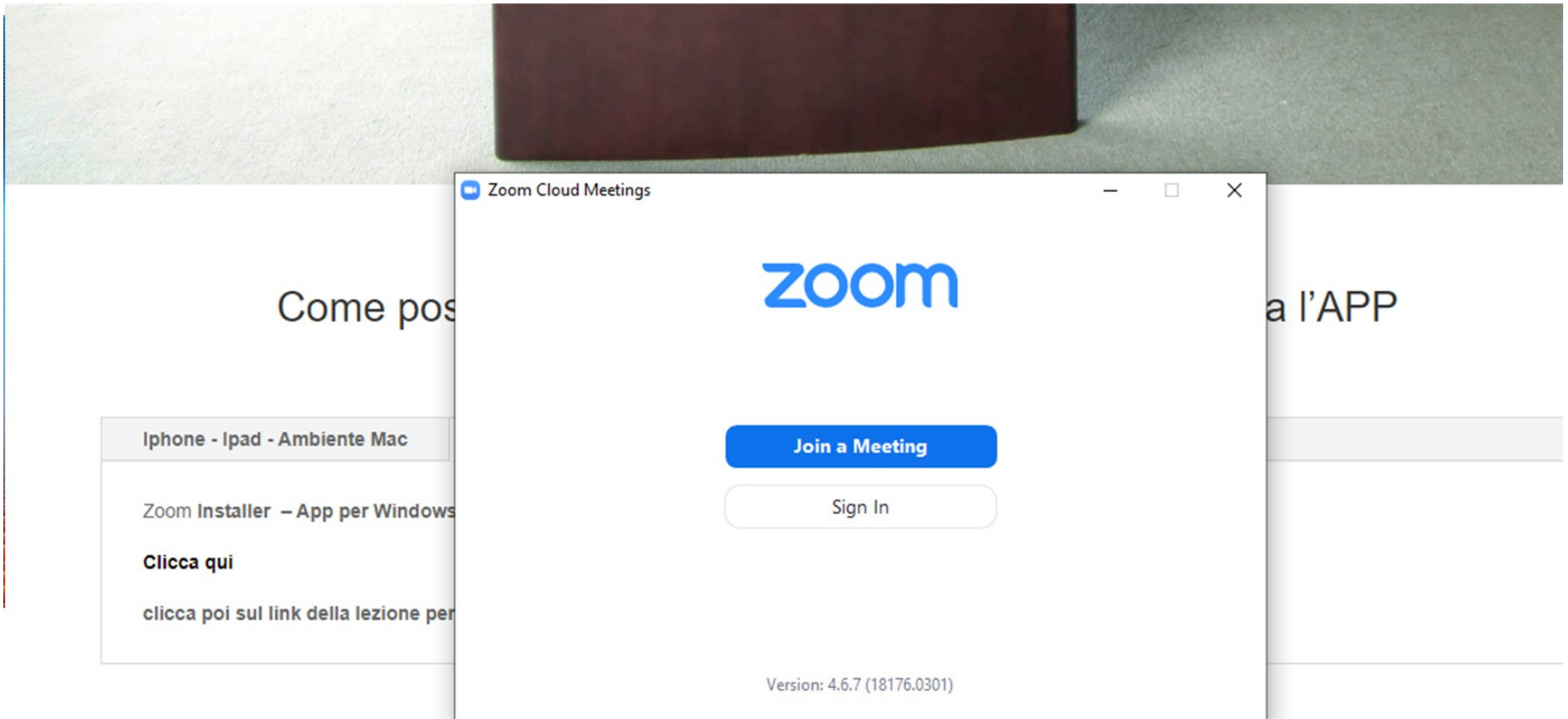
Aprire la pagina FNOVI e scaricare l'app ZOOM nella sezione apposita per WINDOWS

Come posso accedere alla sala Meeting Fnovi? Scarica l'APP

The image shows a website interface with three tabs: "Iphone - Ipad - Ambiente Mac", "PC - Ambiente Windows", and "Telefoni - T...". The "PC - Ambiente Windows" tab is active. Below the tabs, the text reads "Zoom Installer – App per Windows." followed by "Clicca qui" with a large orange arrow pointing to the right. Below that, it says "clicca poi sul link della sezione per accedere." To the right, a Windows File Explorer window is open, showing a folder named "zoominstaller (4).exe" and a file named "Episodio1_finale.mp4". A context menu is open over the "zoominstaller (4).exe" folder, with the "Mostra nella cartella" option highlighted. The Windows taskbar at the bottom shows the search bar with the text "Scrivi qui per eseguire la ricerca".

SISTEMA Windows

INSTALLATO ZOOM si aprirà in AUTOMATICO QUESTA FINESTRA . ABBASSATELA ed entrate nella sala dalla pagina FNOVI



Come si usa Zoom?

SISTEMA Windows

PER ACCEDERE CLICCA SU ACCEDI AL MEETING

FNOVI
FEDERAZIONE NAZIONALE
ORDINI VETERINARI ITALIANI

SEDE DI ROMA

Accedi al Meeting

Sede di Milano Sede di Napoli Sede di Firenze

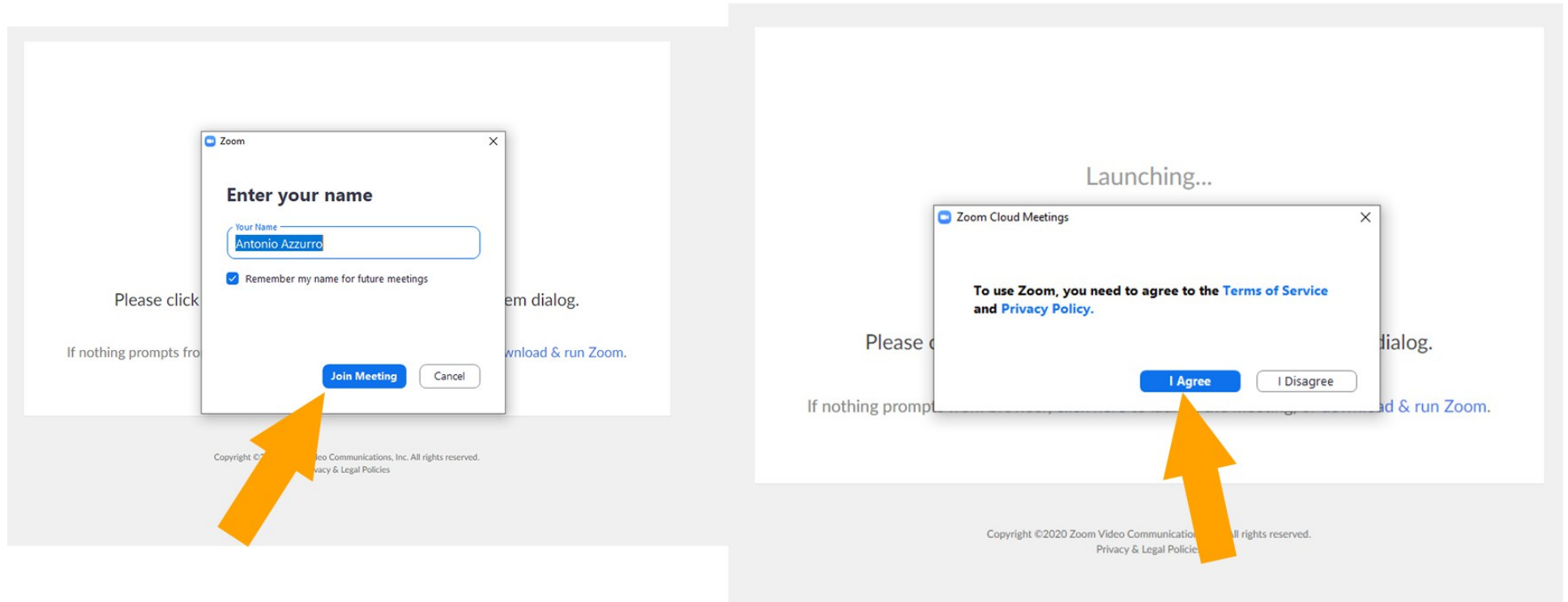
ENTRA QUI

SISTEMA Windows

The image shows a browser window displaying a Zoom meeting page. The address bar shows the URL `zoom.us/j/3355485029?status=success`. The browser's tab bar includes several open tabs: "Musiche Promo", "DCC Modifiche", "speed test website...", "Home Page Acquist...", "Libero", "PrestaShop™ - Pan...", "Esprinet S.p.A. - IT...", and "TIM Mail: l'e-mail s...". The Zoom logo is visible in the top left corner of the page. A system dialog box titled "Aprire Zoom?" is centered on the screen, with the text "https://zoom.us vuole aprire questa applicazione." and two buttons: "Apri Zoom" and "Annulla". A large orange arrow points from the "Launching..." text below towards the "Apri Zoom" button. The main content area of the page features a white box with the text "Launching..." and "Please click Open Zoom Meetings if you see the system dialog." Below this, it says "If nothing prompts from browser, [click here](#) to launch the meeting, or [download & run Zoom](#)." At the bottom of the page, there is a copyright notice: "Copyright ©2020 Zoom Video Communications, Inc. All rights reserved. Privacy & Legal Policies".

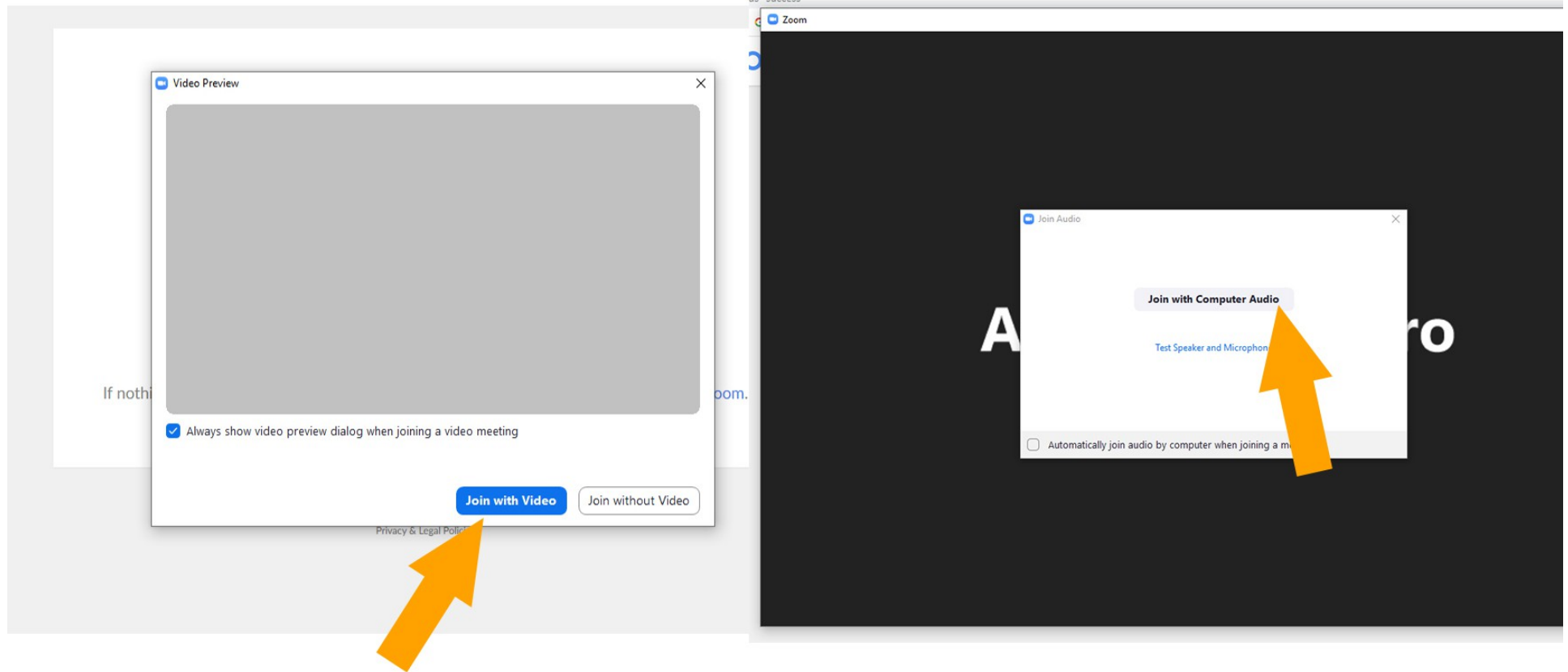
SISTEMA Windows

Inserire il nome, cliccare su Join Meeting
potrebbe chiedere un consenso cliccare su I AGREE



SISTEMA Windows

**Permesso per accedere alla camera:
rispondere Join with Video e successivamente Join with Computer Audio**



SISTEMA Windows - Legenda

Zoom Meeting ID: 335-548-5029

Enter Full Screen

modalità di visione

Antonio Azzurro

Attivare
disattivare Audio
può avere forma
di cuffia o microfono

Attivare
disattivare Video

Mostra lista dei partecipanti

Condividi schermo per i PWP

Apri la chat

Abbandona meeting

Join Audio Start Video Invite Participants Share Screen Chat Record Reactions Leave Meeting

Detailed description: The image shows a Zoom meeting window with a dark background. In the center, the name 'Antonio Azzurro' is displayed in large white text. At the top, the window title bar shows 'Zoom Meeting ID: 335-548-5029' and standard window controls. In the top right corner, there is a button labeled 'Enter Full Screen' with a full-screen icon. An orange arrow points from the text 'modalità di visione' below to this button. At the bottom, there is a toolbar with several icons. From left to right: a microphone icon with an upward arrow, a video camera icon with a red slash, a plus sign, a group of people icon with a '1', a green square with an upward arrow, a speech bubble icon, a circle with a plus sign, a smiley face with a plus sign, and a red 'Leave Meeting' button. Orange arrows point from various Italian labels to these icons: 'Attivare disattivare Audio può avere forma di cuffia o microfono' points to the microphone icon; 'Attivare disattivare Video' points to the video camera icon; 'Mostra lista dei partecipanti' points to the group of people icon; 'Condividi schermo per i PWP' points to the green square icon; 'Apri la chat' points to the speech bubble icon; and 'Abbandona meeting' points to the 'Leave Meeting' button.